

# 22 100m Butterfly Women Heat

Official

13NZR

13 Years New Zealand Short Course Record

1:02.02

2022-07-30  
Hamilton, N...

Milan Glintmeyer  
Palmerston North Girls High Sc

14NZR

14 Years New Zealand Short Course Record

1:00.88

2017-10-06

Brearna Crawford  
MAGAK

NZR

Open New Zealand Short Course

57.04

2021-11-13

Helena Gasson

Show more

Entries



Heats

Summary



Total

| Rank | Competitor   | Age | Club           | RT   | PTS | Result                                     |
|------|--|-----|----------------|------|-----|--|
| 1    | Castelluzzo (V) Brittany                                   | 23  | Australia      | 0.67 |     | <b>58.34</b><br>Entry: 59.03 (-0.69) Q     |
|      | 25m: 12.50      50m: 27.39 (14.89)      75m: 42.79 (15.40) |     |                |      |     | 100m: 58.34 (15.55)                        |
| 2    | Hine (V) Olivia  | 16  | Australia      | 0.74 |     | <b>59.87</b><br>Entry: 59.46 (+0.41) Q     |
|      | 25m: 12.66      50m: 27.80 (15.14)      75m: 43.70 (15.90) |     |                |      |     | 100m: 59.87 (16.17)                        |
| 3    | Swan Brooke  | 17  | Nelson Sou...  | 0.65 |     | <b>1:00.46</b><br>Entry: 1:00.30 (+0.16) Q |
|      | 25m: 12.99      50m: 28.41 (15.42)      75m: 44.05 (15.64) |     |                |      |     | 100m: 1:00.46 (16.41)                      |
| 4    | Silvester (V) Annika                                       | 14  | Australia      | 0.68 |     | <b>1:00.60</b><br>Entry: 1:00.44 (+0.16) Q |
|      | 25m: 13.35      50m: 28.69 (15.34)      75m: 44.39 (15.70) |     |                |      |     | 100m: 1:00.60 (16.21)                      |
| 5    | Paterson Esme  | 22  | Neptune S...   | 0.78 |     | <b>1:00.69</b><br>Entry: 59.23 (+1.46) Q   |
|      | 25m: 13.08      50m: 27.99 (14.91)      75m: 43.87 (15.88) |     |                |      |     | 100m: 1:00.69 (16.82)                      |
| 6    | Peters Chloe   | 16  | Hamilton Aq... | 0.67 |     | <b>1:00.77</b><br>Entry: 1:00.39 (+0.38) Q |
|      | 25m: 12.75      50m: 27.98 (15.23)      75m: 43.77 (15.79) |     |                |      |     | 100m: 1:00.77 (17.00)                      |
| 7    | Gibson (V) Siena   | 15  | Australia      | 0.76 |     | <b>1:01.70</b><br>Entry: 1:02.92 (-1.22) Q |
|      | 25m: 13.24      50m: 28.65 (15.41)      75m: 44.84 (16.19) |     |                |      |     | 100m: 1:01.70 (16.86)                      |
| 8    | Oldsen (V) Ellysia   | 28  | Australia      | 0.70 |     | <b>1:01.81</b><br>Entry: 1:00.33 (+1.48) Q |
|      | 25m: 12.90      50m: 28.47 (15.57)      75m: 44.77 (16.30) |     |                |      |     | 100m: 1:01.81 (17.04)                      |
| 9    | Schendelaar-Kemp (V) Paige                                 | 26  | Pukekohe ...   | 0.65 |     | <b>1:02.39</b><br>Entry: 1:00.86 (+1.53) Q |



25m: 12.90      50m: 28.64 (15.74)      75m: 45.18 (16.54)  
100m: 1:02.39 (17.21)

**10**  **Maritz Ania**      16  **North Shore...**      0.70      **1:02.97**      Q  
Entry: 1:01.11 (+1.86)



25m: 13.38      50m: 29.33 (15.95)      75m: 45.67 (16.34)  
100m: 1:02.97 (17.30)

**11**  **Hingston Freya**      17  **United Swi...**      0.85      **1:03.10**      Q  
Entry: 1:02.76 (+0.34)



25m: 13.64      50m: 29.43 (15.79)      75m: 45.86 (16.43)  
100m: 1:03.10 (17.24)

**12**  **Skidmore Evie**      17  **Trojans Swi...**      0.84      **1:03.21**      Q  
Entry: 1:04.88 (-1.67)



25m: 13.74      50m: 29.79 (16.05)      75m: 46.24 (16.45)  
100m: 1:03.21 (16.97)

**13**  **Asiata Danielle**      17  **Howick Pak...**      0.69      **1:03.57**      Q  
Entry: 1:03.19 (+0.38)

25m: 13.70      50m: 29.84 (16.14)      75m: 46.61 (16.77)  
100m: 1:03.57 (16.96)

**14**  **Horton Maddy**      19  **Jasi Swim ...**      0.70      **1:03.61**      Q  
Entry: 1:02.45 (+1.16)



25m: 13.58      50m: 29.72 (16.14)      75m: 46.08 (16.36)  
100m: 1:03.61 (17.53)

**15**  **Miller Xanthe**      17  **United Swi...**      0.76      **1:03.66**      Q  
Entry: 1:03.75 (-0.09)

25m: 13.81      50m: 29.88 (16.07)      75m: 46.46 (16.58)  
100m: 1:03.66 (17.20)

**16**  **Wilson Sarah**      21  **Vikings Swi...**      0.73      **1:03.75**      Q  
Entry: 1:03.05 (+0.70)



25m: 13.24      50m: 29.27 (16.03)      75m: 45.91 (16.64)  
100m: 1:03.75 (17.84)

**17**  **Miles Brooke**      19  **Nga Tai Tu...**      0.63      **1:04.12**      Q  
Entry: 1:04.67 (-0.55)



25m: 13.53      50m: 29.51 (15.98)      75m: 46.24 (16.73)  
100m: 1:04.12 (17.88)

**18**  **Fisher Tandia**      14  **Wharenui S...**      0.77      **1:04.58**      Q  
Entry: 1:03.93 (+0.65)

25m: 14.04      50m: 30.75 (16.71)      75m: 47.52 (16.77)  
100m: 1:04.58 (17.06)

**19**  **Yang Leah**      15  **Howick Pak...**      0.72      **1:04.59**      Q  
Entry: 1:04.73 (-0.14)



























25m: 13.81      50m: 29.87 (16.06)      75m: 46.68 (16.81)  
100m: 1:04.59 (17.91)

**20**  **Morgan Stacey**      18  **Triton Swim...**      0.72      **1:04.73**      Q  
Entry: 1:06.34 (-1.61)



25m: 13.70      50m: 29.90 (16.20)      75m: 46.72 (16.82)  
100m: 1:04.73 (18.01)

**21**  **Laban (V) Mia**      16  **Howick Pak...**      0.75      **1:05.30**      Q  
Entry: 1:04.29 (+1.01)

25m: 13.75      50m: 30.03 (16.28)      75m: 47.26 (17.23)  
100m: 1:05.30 (18.04)

|    |   |                    |   |      |  |    |
|----|---|--------------------|---|------|--|----|
| 22 |  Apps (V) Jemma       | 17                 |  Australia          | 0.76 | <b>1:05.42</b><br>Entry: 1:03.08 (+2.34) | Q  |
|    | 25m: 13.97<br>100m: 1:05.42 (17.95)   | 50m: 30.29 (16.32) | 75m: 47.47 (17.18)  |      |  |    |
| 23 |  Molnar Sophia       | 17                 |  Wharenui S...     | 0.78 | <b>1:05.43</b><br>Entry: 1:05.25 (+0.18) | Q  |
|    | 25m: 13.73<br>100m: 1:05.43 (18.31)   | 50m: 30.04 (16.31) | 75m: 47.12 (17.08)  |      |  |    |
| 23 |  Bell Millie         | 16                 |  North Cant...     | 0.81 | <b>1:05.43</b><br>Entry: 1:04.03 (+1.40) | Q  |
|    | 25m: 13.91<br>100m: 1:05.43 (18.05)   | 50m: 30.22 (16.31) | 75m: 47.38 (17.16)  |      |  |    |
| 25 |  Sampson Hannah      | 14                 |  SwimZone ...      | 0.76 | <b>1:05.72</b><br>Entry: 1:05.97 (-0.25) | Q  |
|    | 25m: 13.95<br>100m: 1:05.72 (18.01)   | 50m: 30.43 (16.48) | 75m: 47.71 (17.28)  |      |  |    |
| 26 |  Marsh Isla          | 20                 |  North Shor...     | 0.76 | <b>1:05.76</b><br>Entry: 1:05.26 (+0.50) | Q  |
|    | 25m: 13.93<br>100m: 1:05.76 (17.76)   | 50m: 30.84 (16.91) | 75m: 48.00 (17.16)  |      |  |    |
| 27 |  Dodunski Frankie    | 15                 |  United Swi...     | 0.81 | <b>1:05.94</b><br>Entry: 1:06.71 (-0.77) | Q  |
|    | 25m: 13.94<br>100m: 1:05.94 (17.87)   | 50m: 30.86 (16.92) | 75m: 48.07 (17.21)  |      |  |    |
| 28 |  Henshaw Jade      | 16                 |  Selwyn Swi...   | 0.80 | <b>1:06.77</b><br>Entry: 1:07.15 (-0.38) | Q  |
|    | 25m: 13.56<br>100m: 1:06.77 (18.71)   | 50m: 30.21 (16.65) | 75m: 48.06 (17.85)  |      |  |    |
| 29 |  Bai Alyssa        | 13                 |  Porirua City... | 0.72 | <b>1:06.83</b><br>Entry: 1:05.54 (+1.29) | Q  |
|    | 25m: 14.27<br>100m: 1:06.83 (17.97)   | 50m: 31.39 (17.12) | 75m: 48.86 (17.47)  |      |  |    |
| 29 |  Ecclestone Louise | 17                 |  United Swi...   | 0.75 | <b>1:06.83</b><br>Entry: 1:06.67 (+0.16) | Q  |
|    | 25m: 13.52<br>100m: 1:06.83 (19.10)   | 50m: 30.25 (16.73) | 75m: 47.73 (17.48)  |      |  |    |
| 31 |  Winter Sophie     | 17                 |  Alexandra ...   | 0.76 | <b>1:06.87</b><br>Entry: 1:09.16 (-2.29) | R1 |
|    | 25m: 14.24<br>100m: 1:06.87 (18.27)   | 50m: 31.02 (16.78) | 75m: 48.60 (17.58)  |      |  |    |
| 32 |  Shaw Vivienne     | 16                 |  Jasi Swim ...   | 0.71 | <b>1:06.98</b><br>Entry: 1:06.77 (+0.21) | R2 |
|    | 25m: 14.09<br>100m: 1:06.98 (18.30)   | 50m: 31.10 (17.01) | 75m: 48.68 (17.58)  |      |  |    |
| 33 |  Parker (V) Lara   | 15                 |  Australia       | 0.72 | <b>1:07.00</b><br>Entry: 1:07.42 (-0.42) |    |
|    | 25m: 14.03<br>100m: 1:07.00 (19.22)   | 50m: 30.36 (16.33) | 75m: 47.78 (17.42)  |      |  |    |
| 34 |  Zhou Karmen       | 15                 |  Porirua City... | 0.73 | <b>1:07.01</b><br>Entry: 1:04.97 (+2.04) |    |
|    |   |                    |   |      |  |    |

25m: 14.06      50m: 30.79 (16.73)      75m: 48.47 (17.68)  
100m: 1:07.01 (18.54)

**35**  **Lin Amber**      13  **North Shore...**      0.67      **1:07.05**  
Entry: 1:06.05 (+1.00)



25m: 14.28      50m: 31.43 (17.15)      75m: 48.89 (17.46)  
100m: 1:07.05 (18.16)

**36**  **Story Alicia**      15  **Mt Eden S...**      0.82      **1:07.15**  
Entry: 1:05.45 (+1.70)

25m: 14.45      50m: 31.32 (16.87)      75m: 48.77 (17.45)  
100m: 1:07.15 (18.38)

**37**  **Baker Genaya**      15  **SwimZone ...**      0.77      **1:07.30**  
Entry: 1:06.63 (+0.67)



25m: 14.10      50m: 31.16 (17.06)      75m: 48.80 (17.64)  
100m: 1:07.30 (18.50)

**38**  **Saunders Eleanor**      16  **Coast Swi...**      0.65      **1:07.49**  
Entry: 1:05.42 (+2.07)



25m: 13.99      50m: 30.87 (16.88)      75m: 48.63 (17.76)  
100m: 1:07.49 (18.86)

**39**  **Fisher Jaimee**      26  **Enterprise ...**      0.80      **1:07.54**  
Entry: 1:07.33 (+0.21)



25m: 14.62      50m: 31.35 (16.73)      75m: 49.02 (17.67)  
100m: 1:07.54 (18.52)

**40**  **Chote Trelise**      17  **Mt Maunga...**      0.76      **1:07.73**  
Entry: 1:07.75 (-0.02)

25m: 14.32      50m: 31.54 (17.22)      75m: 49.69 (18.15)  
100m: 1:07.73 (18.04)

**41**  **Austin Amelie**      17  **St Paul's S...**      0.79      **1:07.78**  
Entry: 1:06.41 (+1.37)



25m: 14.25      50m: 31.34 (17.09)      75m: 48.74 (17.40)  
100m: 1:07.78 (19.04)

**42**  **Williams Eliza**      15  **North Shore...**      0.77      **1:07.91**  
Entry: 1:09.24 (-1.33)



25m: 14.80      50m: 32.28 (17.48)      75m: 49.67 (17.39)  
100m: 1:07.91 (18.24)

**43**  **Teura-Davies Pare**      14  **TBSS Cent...**      0.91      **1:08.29**  
Entry: 1:07.40 (+0.89)



25m: 14.32      50m: 31.32 (17.00)      75m: 49.46 (18.14)  
100m: 1:08.29 (18.83)

**44**  **Jury Mackenzie**      13  **Liz van Wel...**      0.71      **1:08.32**  
Entry: 1:08.87 (-0.55)





















25m: 14.81      50m: 32.15 (17.34)      75m: 50.31 (18.16)  
100m: 1:08.32 (18.01)

**45**  **Tarapi Ana**      21  **Neptune S...**      0.73      **1:08.43**  
Entry: 1:09.01 (-0.58)



25m: 15.06      50m: 32.36 (17.30)      75m: 50.17 (17.81)  
100m: 1:08.43 (18.26)

**46**  **Hurley Kate**      16  **Pirates Swi...**      0.78      **1:08.48**  
Entry: 1:07.54 (+0.94)



25m: 14.55      50m: 31.78 (17.23)      75m: 49.89 (18.11)  
100m: 1:08.48 (18.59)

|    |  |                    |  |      |  |
|----|--|--------------------|--|------|--|
| 47 |  Lovell Jessica      | 17                 |  Blenheim S...     | 0.78 | <b>1:08.52</b><br>Entry: 1:07.35 (+1.17) |
|    | 25m: 13.91<br>100m: 1:08.52 (19.81)  | 50m: 30.77 (16.86) | 75m: 48.71 (17.94)   |      |  |
| 47 |  Nettle Phoebe      | 14                 |  Trojans Swi...   | 0.76 | <b>1:08.52</b><br>Entry: 1:07.83 (+0.69) |
|    | 25m: 14.88<br>100m: 1:08.52 (18.40)  | 50m: 32.27 (17.39) | 75m: 50.12 (17.85)   |      |  |
| 49 |  Smith Pene         | 16                 |  Aquagym S...     | 0.67 | <b>1:08.55</b><br>Entry: 1:07.80 (+0.75) |
|    | 25m: 14.40<br>100m: 1:08.55 (18.86)  | 50m: 31.56 (17.16) | 75m: 49.69 (18.13)   |      |  |
| 50 |  Sorenson Holly     | 14                 |  Porirua City...  | 0.74 | <b>1:08.69</b><br>Entry: 1:09.18 (-0.49) |
|    | 25m: 14.42<br>100m: 1:08.69 (18.69)  | 50m: 31.95 (17.53) | 75m: 50.00 (18.05)   |      |  |
| 51 |  Iosefa Jordan      | 14                 |  Club 37          | 0.68 | <b>1:09.09</b><br>Entry: 1:10.53 (-1.44) |
|    | 25m: 14.04<br>100m: 1:09.09 (19.92)  | 50m: 31.18 (17.14) | 75m: 49.17 (17.99)   |      |  |
| 52 |  Marlow Madison     | 15                 |  Hamilton Aq...   | 0.78 | <b>1:09.15</b><br>Entry: 1:08.02 (+1.13) |
|    | 25m: 14.89<br>100m: 1:09.15 (18.99)  | 50m: 32.16 (17.27) | 75m: 50.16 (18.00)   |      |  |
| 53 |  Newman Taylor    | 14                 |  Enterprise ... | 0.71 | <b>1:09.38</b><br>Entry: 1:06.02 (+3.36) |
|    | 25m: 14.24<br>100m: 1:09.38 (19.46)  | 50m: 31.41 (17.17) | 75m: 49.92 (18.51)   |      |  |
| 54 |  Conway Ruby      | 15                 |  Tawa Swim...   | 0.81 | <b>1:09.45</b><br>Entry: 1:08.79 (+0.66) |
|    | 25m: 14.40<br>100m: 1:09.45 (19.34)  | 50m: 31.72 (17.32) | 75m: 50.11 (18.39)   |      |  |
| 55 |  Grenfell Annabel | 16                 |  Nelson Sou...  | 0.77 | <b>1:09.46</b><br>Entry: 1:06.90 (+2.56) |
|    | 25m: 14.84<br>100m: 1:09.46 (18.93)  | 50m: 32.40 (17.56) | 75m: 50.53 (18.13)   |      |  |
| 56 |  Reade Rebecca    | 21                 |  Whangarei ...  | 0.78 | <b>1:09.53</b><br>Entry: 1:08.74 (+0.79) |
|    | 25m: 14.61<br>100m: 1:09.53 (19.00)  | 50m: 31.90 (17.29) | 75m: 50.53 (18.63)   |      |  |
| 57 |  Winn Emma        | 16                 |  Roskill Swi... | 0.71 | <b>1:09.93</b><br>Entry: 1:08.22 (+1.71) |
|    | 25m: 13.90<br>100m: 1:09.93 (19.89)  | 50m: 31.35 (17.45) | 75m: 50.04 (18.69)   |      |  |
| 58 |  Smith Lily       | 14                 |  Kiwi West A... | 0.77 | <b>1:10.23</b><br>Entry: 1:10.56 (-0.33) |
|    | 25m: 14.74<br>100m: 1:10.23 (18.70)  | 50m: 32.96 (18.22) | 75m: 51.53 (18.57)   |      |  |
| 59 |  Fletcher Emma    | 16                 |  St Paul's S... | 0.77 | <b>1:10.33</b><br>Entry: 1:09.45 (+0.88) |
|    |  |                    |  |      |  |



25m: 14.23      50m: 31.68 (17.45)      75m: 50.26 (18.58)  
100m: 1:10.33 (20.07)

**60**  **Hooton Zoe**      14  **Coast Swi...**      0.69      **1:10.41**  
Entry: 1:09.61 (+0.80)



25m: 14.43      50m: 31.56 (17.13)      75m: 50.26 (18.70)  
100m: 1:10.41 (20.15)

**60**  **Searle Amelia-Rose**      13  **North Shor...**      0.73      **1:10.41**  
Entry: 1:13.70 (-3.29)



25m: 15.29      50m: 33.17 (17.88)      75m: 51.74 (18.57)  
100m: 1:10.41 (18.67)

**62**  **Dresner Renee**      14  **Evolution A...**      0.83      **1:10.51**  
Entry: 1:08.52 (+1.99)

25m: 14.34      50m: 31.69 (17.35)      75m: 50.28 (18.59)  
100m: 1:10.51 (20.23)

**62**  **Artz Tineke**      13  **Ashburton ...**      0.84      **1:10.51**  
Entry: 1:13.19 (-2.68)



25m: 14.42      50m: 32.03 (17.61)      75m: 51.06 (19.03)  
100m: 1:10.51 (19.45)

**64**  **Daly Harriett**      13  **Tasman Sw...**      0.77      **1:10.59**  
Entry: 1:10.46 (+0.13)



25m: 15.05      50m: 32.66 (17.61)      75m: 51.54 (18.88)  
100m: 1:10.59 (19.05)

**65**  **Migounoff Lara**      13  **Pukekohe ...**      0.69      **1:10.62**  
Entry: 1:11.90 (-1.28)


25m: 14.99      50m: 32.75 (17.76)      75m: 51.41 (18.66)  
100m: 1:10.62 (19.21)

**66**  **Stewart Lola**      13  **Enterprise ...**      0.64      **1:10.65**  
Entry: 1:13.21 (-2.56)



25m: 14.66      50m: 33.23 (18.57)      75m: 52.24 (19.01)  
100m: 1:10.65 (18.41)

**67**  **Sheng Fiona**      14  **Howick Pak...**      0.74      **1:10.72**  
Entry: 1:11.09 (-0.37)


25m: 14.28      50m: 31.81 (17.53)      75m: 50.37 (18.56)  
100m: 1:10.72 (20.35)

**68**  **Tobin Mackenzie**      13  **Parnell Swi...**      0.80      **1:10.84**  
Entry: 1:13.40 (-2.56)

25m: 14.27      50m: 31.55 (17.28)      75m: 50.07 (18.52)  
100m: 1:10.84 (20.77)

**69**  **Van Geneijgen Poppy**      14  **Hamilton Aq...**      0.81      **1:10.95**  
Entry: 1:10.64 (+0.31)



























25m: 14.92      50m: 32.97 (18.05)      75m: 51.39 (18.42)  
100m: 1:10.95 (19.56)

**70**  **Sands Addison**      13  **Liz van Wel...**      0.80      **1:11.02**  
Entry: 1:11.92 (-0.90)

25m: 15.01      50m: 33.23 (18.22)      75m: 51.91 (18.68)  
100m: 1:11.02 (19.11)

**71**  **Renata Katia**      17  **Selwyn Swi...**      0.80      **1:11.03**  
Entry: 1:09.43 (+1.60)

25m: 14.20      50m: 31.98 (17.78)      75m: 50.84 (18.86)  
100m: 1:11.03 (20.19)

|    |   |                    |  |      |  |
|----|---|--------------------|--|------|--|
| 72 |  Ding Melody          | 14                 |  United Swi...     | 0.73 | <b>1:12.15</b><br>Entry: 1:09.41 (+2.74) |
|    | 25m: 14.79<br>100m: 1:12.15 (20.66)   | 50m: 32.50 (17.71) | 75m: 51.49 (18.99)   |      |  |
| 73 |  Pui Rachel          | 13                 |  Whanganui...     | 0.82 | <b>1:12.57</b><br>Entry: 1:13.69 (-1.12) |
|    | 25m: 15.60<br>100m: 1:12.57 (19.08)   | 50m: 34.46 (18.86) | 75m: 53.49 (19.03)   |      |  |
| 74 |  Zhou Camille        | 13                 |  Porirua City...  | 0.70 | <b>1:12.75</b><br>Entry: 1:15.03 (-2.28) |
|    | 25m: 14.50<br>100m: 1:12.75 (21.15)   | 50m: 32.16 (17.66) | 75m: 51.60 (19.44)   |      |  |
| 75 |  Johnson Olivia      | 14                 |  Murihiku S...    | 0.84 | <b>1:13.13</b><br>Entry: 1:13.16 (-0.03) |
|    | 25m: 15.60<br>100m: 1:13.13 (19.83)   | 50m: 34.45 (18.85) | 75m: 53.30 (18.85)   |      |  |
| 76 |  Neems Sophia        | 14                 |  Howick Pak...    | 0.80 | <b>1:13.82</b><br>Entry: 1:13.49 (+0.33) |
|    | 25m: 15.01<br>100m: 1:13.82 (20.70)   | 50m: 33.34 (18.33) | 75m: 53.12 (19.78)   |      |  |
| 77 |  Jory Pippa          | 14                 |  Jasi Swim ...    | 0.81 | <b>1:14.21</b><br>Entry: 1:12.17 (+2.04) |
|    | 25m: 15.57<br>100m: 1:14.21 (20.32)   | 50m: 34.49 (18.92) | 75m: 53.89 (19.40)   |      |  |
| 78 |  Gibbs Meghan      | 14                 |  Tawa Swim...   | 0.77 | <b>1:14.37</b><br>Entry: 1:13.56 (+0.81) |
|    | 25m: 15.42<br>100m: 1:14.37 (20.86)   | 50m: 33.80 (18.38) | 75m: 53.51 (19.71)   |      |  |
| 79 |  Du Emma           | 14                 |  Coast Swi...   | 0.68 | <b>1:14.39</b><br>Entry: 1:11.55 (+2.84) |
|    | 25m: 15.82<br>100m: 1:14.39 (20.72)   | 50m: 34.18 (18.36) | 75m: 53.67 (19.49)   |      |  |
| 80 |  Tse Hannah        | 14                 |  United Swi...  | 0.79 | <b>1:14.79</b><br>Entry: 1:12.79 (+2.00) |
|    | 25m: 16.01<br>100m: 1:14.79 (20.24)   | 50m: 35.11 (19.10) | 75m: 54.55 (19.44)   |      |  |
| 81 |  Metcalfe Evie     | 13                 |  Papamoa S...   | 0.70 | <b>1:14.89</b><br>Entry: 1:10.48 (+4.41) |
|    | 25m: 15.12<br>100m: 1:14.89 (21.46)   | 50m: 33.33 (18.21) | 75m: 53.43 (20.10)   |      |  |
| 82 |  Wellington Sophie | 13                 |  Kiwi ASC       | 0.74 | <b>1:15.27</b><br>Entry: 1:14.66 (+0.61) |
|    | 25m: 15.95<br>100m: 1:15.27 (19.28)   | 50m: 35.29 (19.34) | 75m: 55.99 (20.70)   |      |  |
| 83 |  Pua Lily          | 14                 |  SwimZone ...   | 0.74 | <b>1:15.32</b><br>Entry: 1:12.30 (+3.02) |
|    | 25m: 14.86<br>100m: 1:15.32 (21.66)   | 50m: 33.12 (18.26) | 75m: 53.66 (20.54)   |      |  |
| 84 |  Bavihal Mana      | 13                 |  Roskill Swi... | 0.75 | <b>1:15.68</b><br>Entry: 1:17.46 (-1.78) |

25m: 15.71

50m: 34.12 (18.41)

75m: 54.43 (20.31)

100m: 1:15.68 (21.25)



Smith Annabelle

14



Liz van Wel... 0.75

DSQ